


Ministry of Foreign Affairs
and International Cooperation


#VIVERE **ALL'** ITALIANA

Diplomazia
Economica
Italiana

Excellence

ITALIAN MAIN INDUSTRIAL SECTORS





#VIVERE ALL'ITALIANA



Excellence

ITALIAN MAIN INDUSTRIAL SECTORS



Italy is not only a cultural superpower and home to world-renowned fashion brands and exquisite food products, but also a world leader in many important sectors – inter alia – construction and infrastructure, capital goods, design, pharmaceuticals, biomedical products and aerospace technologies.

Along the centuries Italy has been able to combine tradition and innovation, through manufacturing processes focused on quality, human relations, respectful of the environment, of a given life style and consumption in particular a sustainable use of resources. Thanks to such unique combination, Italy is not only competitive on global markets but also the 8th biggest world economy and the 4th biggest economy in Europe. Italy has the second largest manufacturing base in Europe (after Germany) with a strong integration in the EU value chain. This small brochure presents some interesting records – often little known or underestimated – held by our Country, useful in providing a better understanding of Italy to foreign institutions as well as entrepreneurs and business associations. These data represent the fundamental drivers supporting our economy and a lever to promote of our companies at international level.

Our strategy includes not only trade in high quality products, but also long-term investments and structured cooperation, through industrial partnerships in strategic sectors and through the transfer of technology and know-how. In other words, we do not simply offer “Made in Italy” but also “Made with Italy”. Thanks to its experience and the unique features of its productive fabric, Italy can support other countries in achieving a model of sustainable development, in several sectors. Italy can be a strong and reliable partner on the path towards a long and sustainable future.

MANLIO DI STEFANO
Under Secretary of State for Foreign Affairs
and International Cooperation



COMPETITIVENESS



SUSTAINABILITY AND CIRCULAR ECONOMY



DESIGN



RENEWABLES



WOOD INDUSTRY



FASHION



AGRIFOOD



MACHINERIES

ITALIAN MANUFACTURING EXCELLENCE



AUTOMOTIVE



MARINE INDUSTRY



MEDICAL AND PHARMACEUTICAL INDUSTRY



UNIVERSITY, INNOVATION AND RESEARCH



ARTS, CULTURE AND TOURISM



COMPETITIVENESS

Italy is the **world's second most competitive country** in the manufacturing sectors*

** According to the Trade Performance Index*



Italy is among the 5 top countries worldwide with a trade surplus in the manufacturing sector exceeding 100 billion dollars.



Source: Fondazione Symbola, Italy in 10 Selfie, 2020



Among the **TOP100** luxury goods companies in the world, **24 are based in Italy** (first country worldwide). Over 2/3 out of these 24 companies operate in the «**clothing and footwear**» sectors.



SUSTAINABILITY AND CIRCULAR ECONOMY

Italy is leader in Europe for its **efficient use of resources in manufacturing processes**



More than 345,000 Italian companies (about a quarter of the total) invest in the **green economy**, that is to say in products and green technologies aimed at reducing the environmental impact, saving energy and containing CO₂ emissions.

We are the **1st country** in Europe for turnover per-capita in the field of products developed with biological processes (like bioplastics). Italy is, along with Germany, the **leading country** in Europe for secondary raw material recycled in the manufacturing industry.

Italian performance draws its strength from the very essence of the “Made in Italy”, capable of creating economic value from intangible assets such as design, innovation and quality.

Italy ranks **1st among the top five EU economies** with the highest percentage of recycled waste (including urban, industrial and mineral) and efficient waste reduction: 43.2 tons per million euros produced. For every kilogram of resource consumed, our country generates (according to the purchasing power) 4€ of GDP.


1st in Europe in terms of its rate of circular economy.

18,5% of the total raw material consumption comes from secondary raw materials which is equivalent to saving 21 tons of oil and 58 tons of CO₂.

2nd in Europe for efficient use of raw materials. 307 tons of raw materials for every million euros produced.

2nd in Europe for energy consumption per unit of product.

Source: “L’Italia in 10 selfie” 2019 edited by Symbola



Source: “Rapporto sull’economia circolare in Italia 2019” edit by Circulation economy Network

RENEWABLES

Italy holds a **prominent role** worldwide in the field of renewable energy



Key data

74 bn Eur **electrotechnics and electric industry turnover**

30 bn Eur **electrotechnics and electric industry export**

3.6 bn Eur **renewables energy industry turnover**


640 mil Eur **renewables energy industry export**

Italy ranks **1st** in Europe for share of renewable energy in the gross domestic consumption (17.4%), ahead of Spain (17.3%), France (16%), Germany (14.8%).

Italy is also the **fourth biogas world producer** – following Germany, China and The United States – with about 1,920 operational facilities, with a total of around 1,400 MW installed.

ECO-INVESTING COMPANIES ARE MORE DYNAMIC IN TERMS OF INNOVATION AND EXPORT

INNOVATION



79%

ECO-INVESTING COMPANIES



61%

NON ECO-INVESTING COMPANIES

EXPORT



51%

ECO-INVESTING COMPANIES



38%

NON ECO-INVESTING COMPANIES

USEFUL LINKS

- www.anigas.it - **ANIGAS** - Associazione Nazionale industriali gas
- www.assistal.it - **ASSISTAL** - Associazione nazionale costruttori impianti e servizi di efficienza energetica e facility management
- www.elettricitafutura.it - **ELETTRICITÀ FUTURA** - Unione imprese elettriche italiane
- www.anierinnovabili.anie.it - **ANIE** - Rinnovabili
- www.greeneconomynetwork.it - **GREEN ECONOMY NETWORK** - Assolombarda
- www.fiper.it - **FIPER** - Federazione italiana produttori di energia da fonti rinnovabili



Source: Fondazione Symbola, Italy in 10 Selfie, 2020

DESIGN

Italy ranks **second** in Europe for turnover-to GDP ratio in the **design sector**

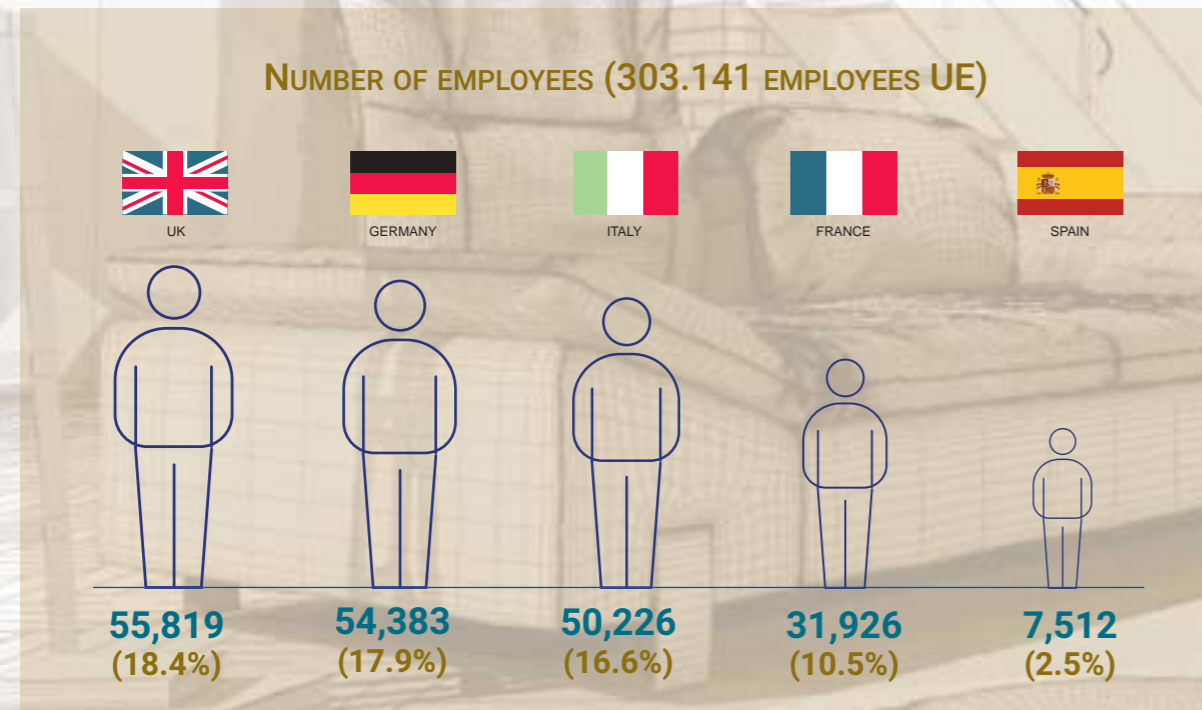


Italy shows remarkable competitive skills in the design field compared to the other main EU countries.

Milan has one of the highest concentrations of design schools in the world and more than 25% of companies working in the field of design.

In Italy the design industry employs over 50,000 people, 16.6% of total number of design workers in Europe.

In Italy 30,828 companies work actively in the design field, which corresponds to 16% of the European total, a value that turns Italy into the leading country in terms of business density at national level.




USEFUL LINKS

- www.adi-design.org - **Adi** - Associazione per il disegno industriale
- www.aipi.it - **AiPI** - Associazione italiana progettisti d'interni
- www.confindustriaceramica.it/site/en/home.html - **CONFINDUSTRIA CERAMICA**
- www.assomarmomacchine.com/en/ - **CONFINDUSTRIA MARMOMACCHINE**
- <https://www.assorestauro.org/en> - **ASSORESTAURO** - Italian association for architecture, art and urban restoration
- <https://www.assoimmobiliare.it/> - **CONFINDUSTRIA ASSOIMMOBILIARE**



Source: Design economy 2019 edited by Symbola. Deloitte



WOOD INDUSTRY

Italy is **second in the world** for trade surplus and **first** for exports in this sector among **European countries**




Italy is 2nd in the world for trade surplus: about 10 bn preceded only by China (85.3 billion) but ahead of Poland (9.7 billion), Mexico (6.8 billion), Vietnam (5.2 billion) and Germany (-3.5 billion).

First European exporting country in this sector: 30% of the total EU exports.



SHARE OF RECYCLED WOOD CHIPBOARDS OUT OF THE TOTAL, FIRST EU COUNTRIES, 2018 (% VALUES)



Source: Fondazione Symbola, Italy in 10 Selfie, 2020

MAIN INDUSTRIAL DISTRICTS AND ASSOCIATIONS



Fabriano, Pesaro, Casalasco-Biadanese, Brianza, Alto Adige, Bassano, Livenza e Quartier del Piave, Alta Valle del Tevere, Quarrata, Burgia, Forlì, Bovolone, Abruzzo, Manzano, Treviso, Venezia, Calangianus

www.federlegnoarredo.it – **FEDERLEGNOARREDO**


www.confartigianato.it/come/categorie/legno-e-arredo/ - **CONFARTIGIANATO IMPRESE**

www.acimall.com/en/ - **ACIMALL** - Italian Woodworking Technology Association

www.salonemilano.it/en/exhibitions/salone-internazionale-del-mobile - **SALONE DEL MOBILE. MILAN**

FASHION

The **fashion industry** (textile, clothing, footwear) generates an **added value of 24.2 billion** euros



The fashion industry represents 10% of the Italian manufacturing.

The fashion segment (textile, clothing, footwear) produces an **added value of 24.2 billion euros**.

“Made in Italy” is a fashion industry leader in Europe, both in terms of productions and of generated added value: **33.9% of the added value generated by the fashion industry comes from Italy**.

About 70% of Italian fashion exports (about 51 billion euros) come from ‘haute couture’, holding significant market shares: **16% in footwear and 21% in leather goods**.



Source: Fondazione Symbola, Italy in 10 Selfie, 2020

MAIN INDUSTRIAL DISTRICTS AND ASSOCIATIONS

Clothing and Textile

Bari, Napoli, Empoli, Rimini, Brescia, Marche, Abruzzo, Gallarate, Carpi, Perugia, Montefeltro, Castel Goffredo, Salento, Como, Val Seriana, Biella, Arezzo, Prato, Schio-Thiene-Valdagno, Treviso

www.sistemamodaitalia.com - **SISTEMA MODA ITALIA** - Federazione tessile e moda

www.confindustriamoda.it - **CONFINDUSTRIA MODA** - Federazione imprese e associazioni del settore tessile moda e accessorio

Leather

Arzignano, Solofra, Santa Croce sull'Arno, Tolentino, Arezzo, Firenze

www.unic.it - **UNIC** - Unione Nazionale industria conciaria

www.assopellettieri.it - **ASSOPELLETTERI** - Associazione italiana manifatturieri pelli-cuoio e succedanei

Footwear

Montebelluna, Verona, Brenta, Bari, Casarano, Fermo, Lamporecchio, Lucca, San Mauro Pascoli, Vigevano, Napoli

www.assocalzaturifici.it - **ASSOCALZATURIFICI** - Associazione calzaturifici italiani

Jewelry

Arezzo, Valenza, Vicenza

www.federorafiti.it - **CONFINDUSTRIA FEDERORAFI** - Federazione Nazionale Orafi Argentieri Gioiellieri Fabbricanti

Eyewear

Belluno

www.anfao.it - **ANFAO** - Associazione nazionale fabbricanti articoli ottici

www.assottica.it - **ASSOTTICA** - Associazione nazionale industria dell'ottica, meccanica fine e di precisione



AGRIFOOD

Italy is the **most sustainable** country in the agricultural field and **the first one in the world** for food quality certification



Italy is among the **first 10 global exporters** in the agri-food sector (first industry/sector of the country) with an added value per hectare higher than the other EU countries.

The food industry is one of the undisputed leading sectors of the Italian economy. The Italian food industry offers the highest standards in terms of safety and quality, combining both innovation and tradition.

The most exported food products are: wines and sparkling wines, fresh and dried fruit and vegetables, pasta, dairy products. Wine is the most exported product, 20% of processed products' exports.

Key data

137 bn Eur **turnover** (about 9% of GDP)

385,000 **employees**

(over) **56,000** **companies** in the agri-food sector

8.8 bn euros of Italian **exports** (on a total of 15 bn, 2)

55.331 **farms** managed by under 35

ORGANIC PRODUCERS IN THE EU, FIRST COUNTRIES, 2018 (ABSOLUTE VALUE)



70 THOUSAND



39.5 THOUSAND




36.7 THOUSAND

Source: Fondazione Symbola, Italy in 10 Selfie, 2020

With over 200,000 companies, Italy holds almost a third of the Protected Designations of Origin in the world (822 out of approx. 3,000) amounting to €15 billion in production and €8.8 bn in exports.

Italy is the **1st European** country for agri-food products recognized by the European Union as Geographical Indications and Designations of Origin. For more details: <https://dopigp.politicheagricole.it/>



USEFUL LINKS

Food & Beverages

www.federalimentare.it - **FEDERALIMENTARE**

www.filieraitalia.it - **FILIERA ITALIA**

www.aiipa.it - **AIIPA** - Associazione Italiana Industrie Prodotti Alimentari

www.assobibe.it - **ASSOBIBE** - Associazione Italiana Industriali delle Bevande Analcoliche

www.assobirra.it - **ASSOBIRRA** - Associazione dei Birrari e dei Maltatori

www.mineracqua.it - **MINERACQUA** - Federazione delle Industrie delle Acque minerali e delle bevande analcoliche

Dairy products

www.assolatte.it - **ASSOLATTE** - Associazione Italiana Lattiero-Casearia

Meat

www.assica.it - **ASSICA** - Associazione Industriali delle Carni e dei Salumi

www.assocarni.it - **ASSOCARNI** - Associazione Nazionale Industria Commercio Carni e Bestiame

Fruit and Vegetables

www.fruitimprese.it - **FRUITIMPRESE** - Associazione Nazionale Esportatori Importatori Ortofrutticoli

Olive oil

www.assitol.it - **ASSITOL** - Associazione Italiana Industria olearia

Wine

www.federvini.it - **FEDERVINI** - Federazione Italiana Industriali Produttori Esportatori ed Importatori di Vini Liquori e affini

www.unioneitalianavini.it - **UNIONE ITALIANA VINI**

Fisheries

www.federpesca.it - **FEDERPESCA** - Federazione Nazionale delle Imprese della Pesca

www.ancit.it - **ANCIT** - Associazione Nazionale Conservieri Ittici e delle Tonnare

MACHINERIES

Among the **top world leaders** for trade surplus and for technological standards



Italy is among the top world leaders in trade surplus and for its high technological standards.

Italy is the fifth country in the world for machineries' exports.

Machineries is the first sector of Italian export (18% of total exports).

Key data

5,150 companies in the machineries sector
193,750 global employment
48.3 bn Eur turnover
67% of the total production exported
80 bn Eur exports
50 bn Eur trade surplus

MAIN INDUSTRIAL DISTRICTS AND ASSOCIATIONS



Brescia, Bergamo, Varese, Vicenza, Lecco, Mantova, Bari, Trentino Alto Adige, Padova, Verona (THERMO-MECHANICAL), Parma (FOOD), Reggio Emilia, Modena (AGRI), Vigevano (LEATHER), Rimini, Pesaro (WOOD), Bologna (PACKAGING), Biella (TEXTILE), Piacenza (TOOLS), Udine, Pordenone

www.anima.it - **ANIMA** - Confindustria meccanica varia

www.federmeccanica.it - **FEDERMECCANICA** - Federazione Sindacale dell'Industria Metalmeccanica Italiana

www.federmacchine.it - **FEDERMACCHINE** - Federazione Nazionale delle Associazioni dei Produttori di Beni Strumentali

www.aidam.it - **AIDAM** - Associazione italiana di automazione meccatronica

www.acimall.it - **ACIMALL** - Associazione costruttori italiani macchine e accessori per lavorazione legno

www.acimga.it - **ACIMGA** - Associazione costruttori italiani macchine per l'industria grafica e cartaria

www.acimit.it - **ACIMIT** - Associazione costruttori italiani macchinari per l'industria tessile

www.amaplast.org/it - **AMAPLAST** - Associazione nazionale costruttori di macchine e stampi per materia plastiche e gomma

www.assomac.it - **ASSOMAC** - Associazione nazionale dei costruttori italiani di macchine ed accessori per calzature, pelletteria e conceria

www.assomarmomacchine.com - **CONFINDUSTRIA MARMOMACCHINE** - Associazione italiana marmomacchine

www.federunacoma.it - **FEDERUNACOMA** - Federazione nazionale costruttori macchine per l'agricoltura

www.gimav.it - **GIMAV** - Associazione italiana fornitori di macchine ed accessori per la lavorazione del vetro

www.ucima.it - **UCIMA** - Unione costruttori italiani macchine automatiche per il confezionamento e imballaggio

www.ucimu.it - **UCIMU SISTEMI PER PRODURRE** - Associazione costruttori italiani macchine utensili, robot e automazione



AUTOMOTIVE

Italy is one of the **main**
world car producers



Italy ranks among the first countries with the highest percentage of industrial robots used in the automotive industry (9% of companies compared to a 7% European average).

Italy is an example of innovation in the sustainable mobility sector (in 2019 rechargeable cars registration accounted for 1.1% of the market).

Key data

93 bn Eur **turnover** (5,6 of the Italian GDP)

44 bn Eur **exports**

253,000 **employees**
(7% of the entire manufacturing sector)

5,700 **companies**

1.79 bn Eur in **R&D expenditure**

9% OF THE PRODUCTION IS ROBOTIZED



SPAIN

11%



DENMARK

10%



FINLAND

10%



ITALY

9%

MAIN INDUSTRIAL DISTRICTS AND ASSOCIATION

Piemonte, Lombardia, Emilia Romagna, Abruzzo, Campania, Basilicata

www.anfia.it - **ANFIA** - Associazione Nazionale filiera industria automobilistica

www.ancma.it - **Confindustria ANCMA** - Associazione nazionale Ciclo motociclo accessori



Source: ANFIA - Associazione Nazionale Filiera Industria - 2019



MARINE INDUSTRY

Italy is an **absolute player** of the shipbuilding sector in the world, for motor boats and luxury yachts

Italy ranks **1st in the world** for superyachts production (45.7% of the superyachts' world orders) with 268 boats under construction in 2019 out of a total of 621 globally.

In pleasure boating, Italy is unrivaled. We are world leaders in terms of trade balance, with revenues just under two billion dollars (1.9), ahead of the Netherlands (1.7 billion), the United Kingdom (831 million), Germany (792 million) and Mexico (689).

Key data


3.23 bn Eur **turnover**

2.44 bn Eur **export**

19,600 **employees** (+6,1%)

22 bn Eur **estimated added value**

BOATING TRADE BALANCE, TOP FIVE COUNTRIES IN THE WORLD, 2018 (MILLIONS OF DOLLARS)



Source: Fondazione Symbola, Italy in 10 Selfie, 2020

MAIN INDUSTRIAL DISTRICTS AND ASSOCIATIONS

Liguria, Veneto, Friuli Venezia Giulia, Toscana, Campania
www.assonave.it - **ASSONAVE** - Associazione nazionale industria navalmeccanica
www.assonautica.it - **ASSONAUTICA ITALIANA**
www.confindustrianautica.net - **UCINA - CONFINDUSTRIA NAUTICA**
 - Unione nazionale cantieri e industrie nautiche e affini
www.confitarma.it - **CONFITARMA** - Confederazione italiana armatori
www.assarmatori.eu - **ASSARMATORI**





MEDICAL AND PHARMACEUTICAL INDUSTRY

Italy is the second **healthiest** country in the world*

** According to the Healthiest Country Index*



Italy is the **1st** country for medicines/drugs production in the EU.

Key data

31.2 bn Eur **turnover**


79% **export's growth** rate (24.8 bn Eur) first place in EU 27

R&D highest **growth in Research and Development** investments

PHARMACEUTICAL TURNOVER (EURO BILLION)



Source: Fondazione Symbola 2019



MAIN INDUSTRIAL DISTRICTS AND ASSOCIATIONS

Toscana, Lazio, Lombardia, Catania, Napoli (PHARMACEUTICALS);
Bologna, Milano, Mirandola, Veneto (BIOMEDICAL DISTRICTS)

www.farmindustria.it - **FARMINDUSTRIA** - Associazione delle imprese del farmaco

www.assogenerici.it - **ASSOGENERICI** - Associazione nazionale industrie farmaci generici e biosimilari

www.assobiomedica.it - **ASSOBIOMEDICA** - Associazione nazionale imprese settore tecnologie biomediche e diagnostiche


www.biotech.federchimica.it - **ASSOBIOTEC** - Associazione nazionale per lo sviluppo delle biotecnologie



A satellite with large solar panels is shown in orbit above Earth's cloud-covered surface. The satellite is gold and silver, with several large blue solar panels extending from its body. The Earth below is a mix of blue oceans and white clouds, with a thin layer of atmosphere visible. The background is a dark space filled with stars and a nebula.

UNIVERSITY, INNOVATION AND RESEARCH

Italy's skilled workforce offers a better cost performance compared to other European countries

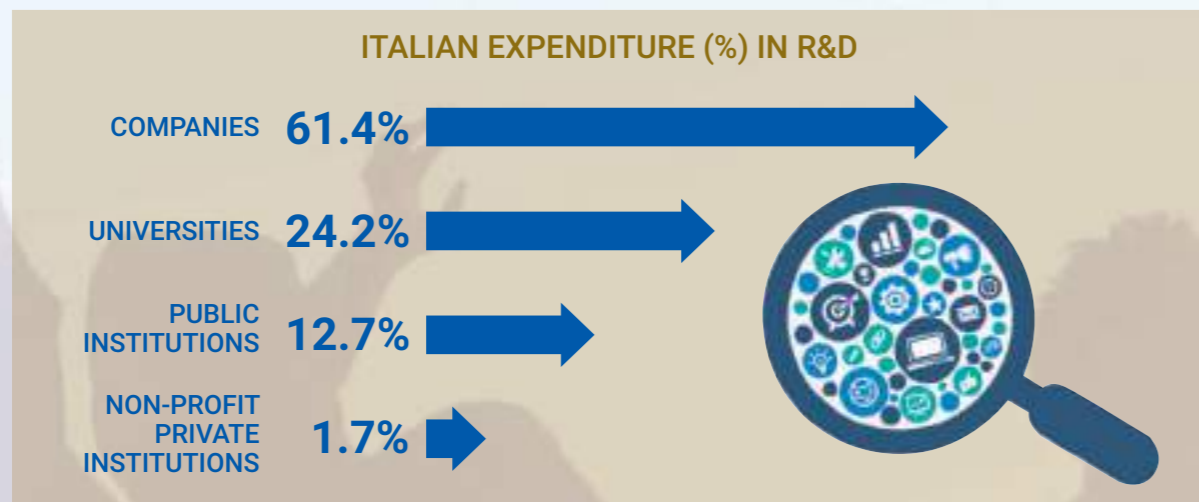


36 Italian universities are among the top 1,000 world universities (2020). **Italy** is the 7th most represented country in the world and 3rd in Europe according to the QS World University Rankings.

Italian universities are constantly increasing their position in the ranking among the top world best universities and Italy remains a well-established center of absolute excellence for advanced studies and quality teaching.

Fourth in Europe for its State Universities system and **fifth in the world** for **most quoted academic publications**.

Source: World University Rankings 2020 Report by Quacquarelli Symonds (QS)




Source: "Quaderni Symbola 2019" edited by Symbola

The **University of Bologna** is the most appreciated by the international academic community, followed by **Sapienza University**. The **Politecnico of Milan** is the highest valued by international recruiters.

Bicocca University in Milan is the first in Italy and 115th in the world for citations per Faculty, the indicator measuring the influence of the research produced, followed by the **University Federico II** of Naples. The **University Vita-Salute San Raffaele** is the first in Italy and thirty-seventh in the world in terms of teachers-students ratio, followed by the **University Cattolica del Sacro Cuore**. The **Libera Università di Bolzano** ranks first in Italy for number of international professors and, finally, the Politecnico of Milan for the percentage of international students.

300,000 students graduate from Italian universities every year.

Taking into account 10% of the most quoted academic publications, Italy ranks third in Europe and fifth in the world (Istat- Italian Statistical Data Institute).



USEFUL LINKS

Universities (*)

www.cruai.it - **CRUI** - Conferenza dei Rettori delle Università Italiane

www.polimi.it/en/ - **Politecnico di Milano**

www.santannapisa.it/en - **Sant'Anna School of Advanced Studies** - Pisa

www.unibo.it/en/homepage - **Alma Mater Studiorum** - Università di Bologna

www.uniroma1.it/en/pagina-strutturale/home - **Sapienza Università di Roma**

www.sns.it/en - **Scuola Normale Superiore di Pisa**

www.unipd.it/en/ - **Università degli Studi di Padova**

www.unimi.it/en - **Università degli Studi di Milano** - La Statale

www.polito.it/index.php?lang=en - **Politecnico di Torino**

www.unitn.it/en - **University of Trento**

www.unipi.it/index.php/english - **Università di Pisa**

www.unina.it/en_GB/home - **Università di Napoli** - Federico II

www.unifi.it/changelang-eng.html - **Università di Firenze**

www.ucsc.it/ - **Università Cattolica del Sacro Cuore** - Milano

<https://en.uniroma2.it/> - **University of Rome Tor Vergata**

<https://en.unito.it/> - **University of Turin**

wcm-3.unipv.it/site/en/home.html - **Università degli Studi di Pavia**

<https://en.unimib.it/> - **University of Milano** - Bicocca

<https://unige.it/en> - **Università di Genova**

<https://en.unisi.it/> - **Università di Siena**

www.units.it/en - **University of Trieste**

www.unive.it/pag/13526/ - **Ca' Foscari University of Venice**

www.international.unimore.it/ - **Università degli Studi di Modena e Reggio Emilia**

www.unipg.it/en/ - **Università degli Studi di Perugia**

<https://en.unibs.it/> - **Università degli Studi di Brescia**

www.en.poliba.it/ - **Politecnico di Bari**

www.unict.it/en - **Università degli Studi di Catania**

www.unife.it/it/internazionale - **Università degli Studi di Ferrara**

<https://web.unisa.it/en/home> - **Università degli Studi di Salerno**

www.uniud.it/en/uniud-international?set_language=en - **Università degli Studi di Udine**

www.uniroma3.it/en/ - **Roma Tre University**

www.unipa.it/mobilita/en/ - **Università degli Studi di Palermo**

www.uniba.it/english-version/university-of-bari-aldo-moro - **Università degli Studi di Bari Aldo Moro**

<https://en.unipr.it/> - **Università di Parma**

www.univr.it/en/home - **Università di Verona**

(*) best ranking according to the QS World University Rankings 2020



Italy is among the **most automated Countries** in the world and sixth in the world **exports of industrial robots**.

According to the International Federation of Robotics chart, Italy ranks 8th among the **most automated Countries in the world**, with 185 robots every 10 thousand employees. It accounts for more than double the global average (74 units every 10 thousand employees).

In 2018 **Italy** ranked 7th for number of **robots produced annually** with 8,300 units.



USEFUL LINKS

Innovation and Research

www.cnr.it/en - **Consiglio Nazionale delle Ricerche**

<https://home.infn.it/en/> - **INFN - National Institute for Nuclear Physics**

www.inaf.it/en?set_language=en - **INAF** - National Institute for Astrophysics

<https://iit.it/> - **IIT** - Istituto Italiano di Tecnologia

www.fbk.eu/en/ - **Fondazione Bruno Kessler**

www.humantechnopole.it/en_GB/home - **Human Technopole**

www.confindustriasi.it - **Confindustria Servizi Innovativi e Tecnologici**

www.cdpventurecapital.it - **CDP Venture Capital Sgr** - Fondo Nazionale Innovazione

Business Incubators - Digital Innovation HUB

www.i3p.it/en/ - **I3P** - Incubatore Politecnico di Torino

www.polihub.it/en/ - **POLIHUB** - Innovation Districts & Startup Accelerator

www.torinowireless.it/?lang=en - **TorinoWireless**

<http://preparatialfuturo.confindustria.it/digital-innovation-hub/cosa-sono/> - **DIH** - Digital Innovation Hub

<https://nastartup.it/nastartup/> - **Startup Ecosystem Accelerator** - Napoli

<https://startup.enel.com/it/innovation-hub/catania.html> - **Enel Innovation Hub & Lab Catania**

<https://startup.enel.com/it/innovation-hub/milano.html> - **Enel Innovation Hub & Lab Milano**

<https://startup.enel.com/it/innovation-hub/pisa.html> - **Enel Innovation Hub & Lab Pisa**

www.intesanpaoloinnovationcenter.com/en - **Intesa Sanpaolo Innovation Center**



Second country in the world to launch a **civil satellite into the orbit.**

Third **contributing country** to the **European Space Agency (2019 ESA Budget).**

Italy contributes to more than 40% of the International Space Station's budget through the Agenzia Spaziale Italiana - ASI and companies from the private sector.

Among Italian artificial satellites, **Prisma** deserves particular mention: it is one of the most advanced ever built so far for its instrumental features. Italian radar **Marsis** identified a large saltwater lake 1.5 km underneath the red planet's South Pole. It is the first discovery of water ever found on the Red Planet.



USEFUL LINKS

Space, Aerospace and Defense

www.asi.it/en/ - **ASI** - Agenzia Spaziale Italiana

[https:// aiad.it](https://aiad.it) - **AIAD** - Federazione Aziende Italiane per l'Aerospazio, la Difesa e la Sicurezza

Italian Technological Parks

www.apsti.it/en/home-2/ - **The Italian Scientific and Technological Parks Network**

www.sardegna.ricerche.it/attivita/parcotecnologico - **Parco Scientifico e Tecnologico della Sardegna**

www.comonext.it/en/ - **ComoNExT Innovation Hub** - Lombardia

www.carniaindustrialpark.it/en/ - **Carnia Industrial Park** - Friuli Venezia Giulia

www.great-campus.it/en/ - **GREAT Campus** - Genoa Research & Advanced Technology - Liguria

<https://polomeccatronica.it/en> - **The Mechatronic Industry in Rovereto** - Trentino Alto Adige

www.kilometrorosso.com/en/ - **Kilometro Rosso Innovation District Bergamo** - Lombardia

www.tecnopolo.it/tecnopolo-tiburtino-2/ - **Tecnopolo Tiburtino** - Lazio

www.tecnopolo.it/tecnopolo-castel-romano-2/ - **Tecnopolo Castel Romano** - Lazio



ARTS, CULTURE AND TOURISM

First in the world for
UNESCO Heritage World
Sites



CULTURAL AND HISTORICAL SITES

First in the world with China for UNESCO Sites



70% of the worldwide **historic heritage** is in Italy.

Italy is the country holding the record for UNESCO World Heritage Sites with **55 sites** in the 2019 list. In 2018, there were 123 million tourist arrivals in Italy with 426 million overnight stays.

Furthermore, Italy is the **2nd** European country for number of overnight stays of non-EU tourists. In 2019, the most visited UNESCO Site is the city center of **Matera** (*photo in the previous page*).

USEFUL LINKS

- www.associazioneaicc.it - **AICC** - Associazioni Imprese Culturali e Creative
- www.anica.it - **ANICA** - Associazione Nazionale Industrie Cinematografiche Audiovisive Multimediali
- www.federculture.it - **FEDERCULTURE**
- www.unesco.it - **UNESCO ITALIA**
- www.assoturismo.it - **ASSOTURISMO** - Federazione Italiana del Turismo - Confesercenti
- www.confindustriaculturaitalia.it - **CONFINDUSTRIA CULTURA ITALIA** - Federazione italiana dell'industria culturale
- www.enit.it - **ENIT** - Agenzia Nazionale Italiana del Turismo
- www.federturismo.it - **FEDERTURISMO CONFINDUSTRIA** - Federazione Nazionale dell'Industria dei Viaggi e del Turismo
- <https://museimpresa.com> - **MUSEIMPRESA** - Associazione Italiana Archivi e Musei d'Impresa





CULTURAL AND CREATIVE INDUSTRY (CCI)

First in Europe for number of cultural companies


The **Cultural and Creative Industry (CCI)** employs more than 1.55 million workers (6.1% of the total).

CCI exports represent 14% of the total (62 billion euro).

The driving sectors are: **software** (12%), **design** (4.3%), **performing arts** (2.5%), **communication** (1.2%) and **promotion** of the historic and artistic heritage.

In the audiovisual industry Italy is: among the top 10 countries in the world for added value and third in Europe for productivity.

THE FIRST CULTURAL ENTERPRISES IN EU, 2016 (% VALUE)



Source: Fondazione Symbola, Italy in 10 Selfie, 2020
Industria Italiana del Cinema e dell'Audiovisivo edited by Confindustria, 2019



Ministry of Foreign Affairs
and International Cooperation

November 2020 issue.

Written and edited by Directorate General for Cultural and Economic Promotion and Innovation,
Ministry of Foreign Affairs and International Cooperation.



PROGETTAZIONE GRAFICA E IMPAGINAZIONE
Loretana Alivernini

STAMPA E CONFEZIONE
SOLARIGRAFICHE
info@solarigrafiche.com